

## Formula Embedded Panel Series



Designed for challenging environments the EP1000 Series is an ideal platform for running Industrial Automation software under Windows CE or XPe or for Factory Floor IT Thin Client applications running in conjunction with Windows Server 2003 Terminal Services.

Formula Embedded Panel is a cost effective solution designed for general application throughout manufacturing, food & beverage, material handling, pharmaceutical, assembly and process control industries and is particularly well suited to Automatic Identification and Data Capture applications.

Extensive Serial, USB and Ethernet device support extend the EP Series application scope by making the integration of devices such as Barcode, Wireless and Audio Devices as natural as PC expansion. Up to two Industrial high speed IDE Flash disk modules and up to two SATA Hard disk drives can be used in combination with a CFII memory card. Formula Embedded is the ultimate Integration Centre.

### SPECIFICATION

CPU	AMD Geode LX800 500MHz processor
System Chipset	AMD Geode LX800 & AMD CS5536
BIOS	Award BIOS
System Memory	1 x 200-pin SO-DIMM DDR 333/400MHz up to 1 GB
Ethernet	10/100Mbps dual RTL8100C Ethernet Chipsets
I/O Interface	4 x USB 2.0, 2 x SATA with ALI M5283 RAID 0, 1 function support, 1 x LPT, 1 x CF type II, 2 x RS-232, 1 x RS-422/485, 2 x PS/2 for KB/MS, 1 x IDE
Expansions	1 x PC/104
Digital I/O	8-bit digital I/O, 4-bit input/ 4-bit output by super I/O
Super I/O	W83627EHG
Audio	Realtek ALC203 with AC'97Codec
Display	VGA integrated in AMD Geode LX800, 24 bit TTL, 18-bit single channel LVDS
IrDA	1 x IrDA by pin header
Watchdog Timer	Software programmable supports 1-255 sec. system reset
Power Supply	110/220 VAC or 24 VDC
Temperature	Operation: 0° to 45°C
Humidity	Operation: 8% to 90%, non-condensing


### FEATURES

- SVGA colour LCD display and touch screen
- AMD© Geode LX800 500MHz Processor
- IP65 rated front panel
- Up to 1 GB DDR memory
- Supports Windows CE or Windows XP embedded
- Storage Options:
  - Industrial IDE Flash Disk
  - Compact Flash Type II
  - SATA Hard Drive
- Choice of stainless steel or powder coat painted bezel

### HARDWARE FEATURES

- 800 x 600 256K Colour Display
- 1 x RS232 port
- 2 x USB ports
- 2 x LAN ports
- 1 x VGA port
- 2 x PS/2
- Optional I/O: 2 x USB 2.0, 1 x LPT, 1 x IrDA, 1 x RS422/485, Audio In/Out, 1 x RS232
- Resistive Touch Screen
- 500MHz Geode LX800 Processor
- Real Time Clock
- 5 & 12VDC inputs with external adapter from either 110/230 VAC or 24 VDC
- Fanless
- Operating Temperature 0 to 45°C
- Storage Temperature -20 to 60°C
- Vibration 1G, 5-500Hz operation

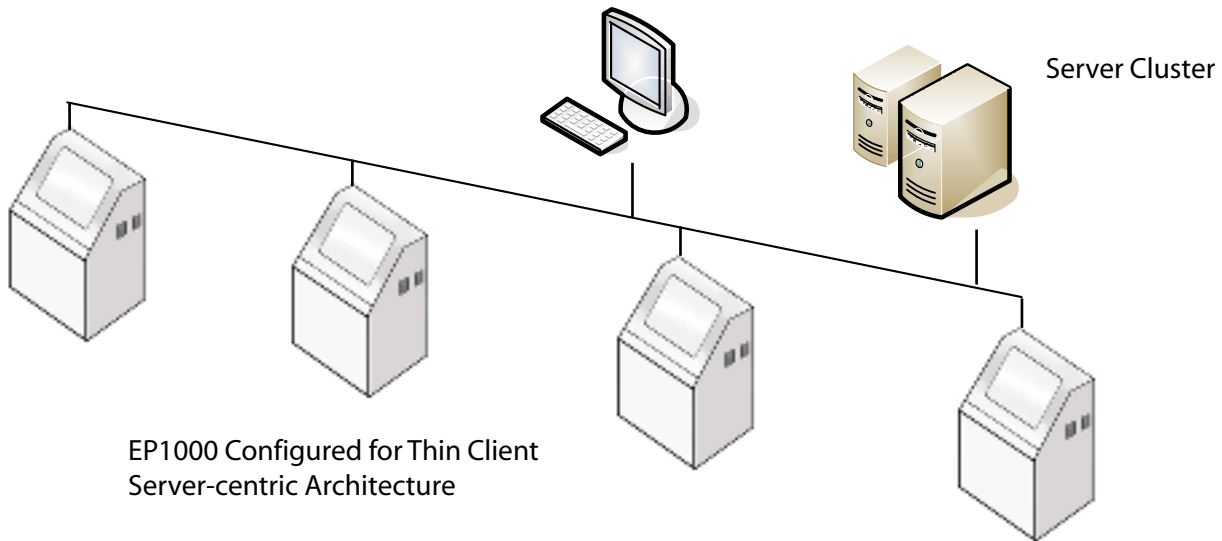
### SCREEN SIZES



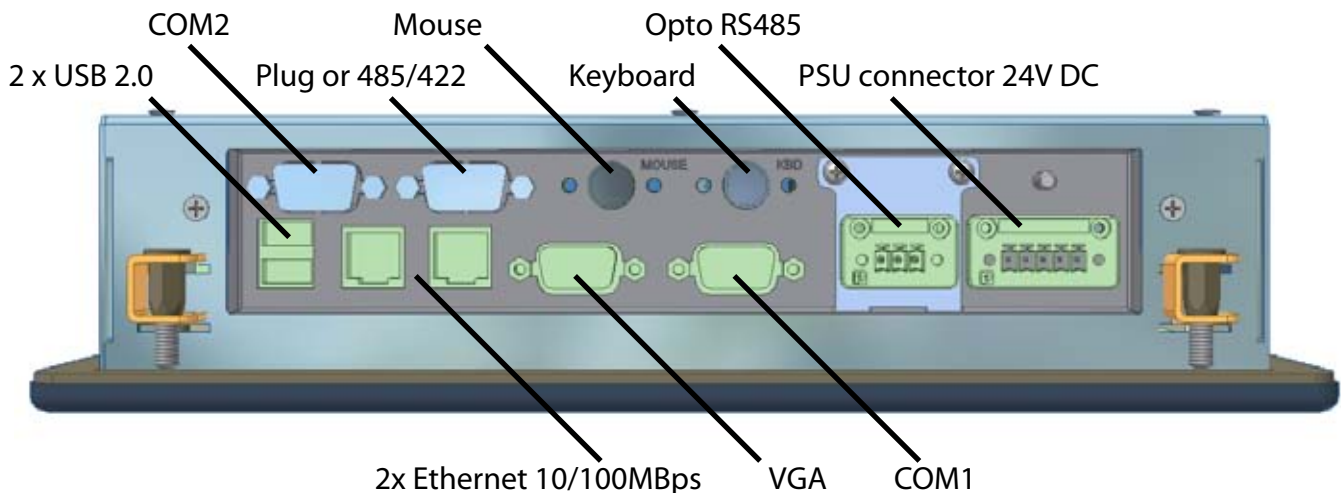
(future)



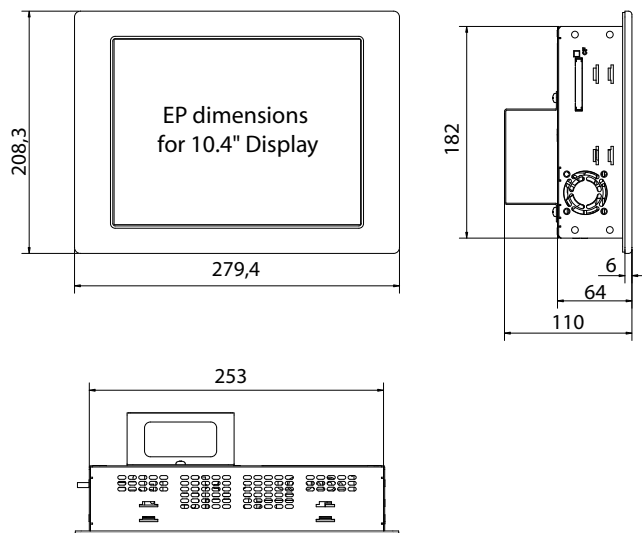
## Thin Client Architecture



For server-centric computing models where Windows Server 2003 Terminal Services are utilised the device includes Thin Client image support for a Windows CE.NET 5.0 thin client OS image, a thin client shell, FTP & VNC servers and MS-IE, RDP and ICA Thin Client protocols. The XPe Thin Client support includes a Windows XPE Thin Client OS image and the MS-IE, RDP and ICA Thin Client protocols; making the device ideal for deployment in shop floor based ERP Client applications. Factory installed Thin Client software includes a Remote Network Management Utility for client management. For mission critical applications demanding functions such as Server Redundancy Management and Failover EP1000 can also be supplied ACP ThinManager Ready.



### Embedded Panel - Dimensions



### Nematron

**International Office**  
17 A Somerset House, Hussar Court,  
Waterlooville, Hampshire, PO7 7SG, UK  
Tel: +44 (0)23 9226 8080  
Fax: +44 (0) 23 9226 8081  
Email: sales@nematron.net

**US and Canadian Office**  
5840 Interface Drive, Ann Arbor,  
MI 48103 USA  
Tel: 1.734.214.2000  
Fax: 1.734.994.8074  
Email: info@nematron.com